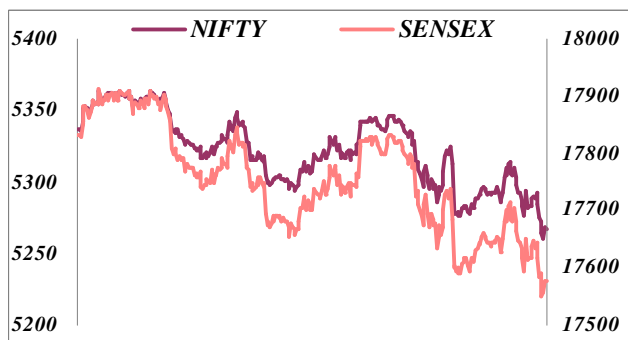


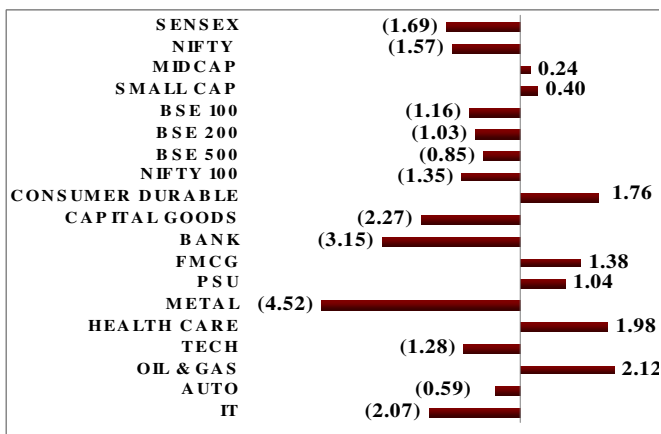
Nifty Vs Sensex



MAJOR INDICES CHANGE

Index	25 th June 10	21 st June 10	% Chg	P/E
BSE Sensex	17574.53	17876.55	(1.69)	17.98
S& P Nifty	5269.05	5353.3	(1.57)	18.50
BSE Midcap	7082.51	7065.72	0.24	17.69
BSE Small cap	8989.2	8953.83	0.40	13.72
BSE 100	9369.97	9480.19	(1.16)	18.69
BSE 200	2229.41	2252.69	(1.03)	18.27
BSE 500	7032.53	7092.9	(0.85)	18.24
CNX 100	5236	5307.55	(1.35)	18.38
BSE CD	4605.37	4525.64	1.76	16.59
BSE CG	14471.41	14808.15	(2.27)	25.52
BSE Bankex	10752.74	11102.36	(3.15)	15.55
BSE FMCG	3205.5	3161.94	1.38	31.56
BSE Metal	9352.52	9256.42	1.04	15.29
BSE PSU	14882.71	15586.45	(4.52)	18.79
BSE HC	5769.71	5657.48	1.98	30.34
BSE Tech	3264.27	3306.66	(1.28)	20.39
Oil & Gas	10604.07	10383.89	2.12	13.95
BSE Auto	8208.53	8257.34	(0.59)	14.19
BSE IT	5323.87	5436.44	(2.07)	22.64

Sectoral Indices



Domestic Market & Economy

- India decided to free prices of gasoline and diesel, saying they would be market driven in line with a panel's recommendations, to cut fuel subsidies and limit losses of state-run refiners including Indian Oil Corp. A panel led by Finance Minister Pranab Mukherjee also agreed to increase prices of cooking gas and kerosene, which will continue to be under government control, Oil Secretary S. Sundareshan told reporters in New Delhi yesterday. Diesel prices are being raised by two rupees a liter for now and the fuel will eventually be freed from state control, he said. Gasoline has been freed fully and prices will be increased by "about 3 1/2 rupees" a liter.
- India's decision to allow fuel prices to rise may spur the inflation rate by almost a percentage point, the finance ministry said, adding pressure on the central bank to raise interest rates. Prime Minister Manmohan Singh's government permitted state refiners to set prices of gasoline higher by about 3.5 rupees (7.5 cents) a liter and that of diesel by 2 rupees yesterday, as it sought to cut subsidies and trim the budget deficit from a 16-year high. Gasoline has been freed fully while diesel prices will eventually be market-determined, the government said.
- The weather office scaled up its forecast of monsoon rains in Jun-Sep to 102% of long period average from its April projection of 98%, predicting brighter prospects due to the rain-favouring La Nina conditions. Higher rainfall will improve prospects of rice, oilseeds and sugarcane crops and help douse food inflation that climbed to an 11-year high this year. The India Meteorological Department's forecast should come as a relief to millions of farmers in the midst of the sowing operations.
- RNRL and RIL have signed a revised gas supply pact. The pact would entail gas supply for 8400 MW of power. The shares quickly came off their highs as the price, quantity, and tenure of the gas to be supplied still has to be decided by the government. So traders unwound speculative positions. RNRL has requested the government to expedite the natural gas allocation.
- The government approved 1.66 mln tn sugar for sale during July, including non-levy sugar of 1.45 mln tn, and also extended sale of June unsold quota by 15 days. The government has allowed sale of 200,000 tn June unsold sugar quota until Jul 15. The release said the total sugar supplies include non-levy free sale quota of 1.015 mln tn, 185,000 tn of sugar refined from imported raws, 50,000 tn of imported whites, and 200,000 tn June carryover, and 215,000 tn levy sugar quota.
- With the G-20 meet round the corner, inflationary worries on the domestic front and uncertainty over how global equities would pan out are likely to turn sentiment edgier for the local share market next week. The sharp rise in state-owned oil companies following the government's decision to deregulate auto fuel prices is likely to sustain for a couple of sessions.
- OMC stocks will continue to be strong in our view as months of speculation has finally been converted to an action by the government. They are likely to see earnings upgrades in the range of 20-25% and thus, we believe there is more steam left even after rally of 10-13%.
- In the short-term, Deshpande says IOCL may outperform BPCL and HPCL as historically, it has always outperformed in surges driven by news and price hikes. While some suggest booking partial profits as they have already risen in anticipation of the same, near-term outlook for shares, particularly oil marketing companies, remains positive.
- Dealers see short-term sentimental impact on automobile and financial shares due to the hike in fuel prices, but expect them to recover later in the week.

Highlights of EGOM's decision on auto fuel, cooking gas price hike:

Following are the highlights of the decision by the Empowered Group of Ministers on Kirit Parikh Committee recommendations on pricing of auto fuels and cooking gas.

FUEL PRICE HIKE

- Diesel price to be hiked by 2.0 rupee/ltr
- Petrol price to be hiked by 3.5 rupees/ltr
- Kerosene price to go up by 3.0 rupees/ltr
- OKs 35 rupee hike in LPG cylinder price
- To restrict diesel price hike to 2 rupee/ltr for now

SUBSIDY BURDEN

- Revenue loss on LPG currently 262 rupees/cylinder
- FY11 subsidy burden seen 530 bln rupees post price hikes
- FY11 oil cos' rev loss seen 530 bln rupees post price hike

MISCELLANEOUS

- Petrol price bill to rise by avg 190 rupee/mo for car users
- Petrol price bill to rise by avg 35 rupee/mo for 2-wheelers
- Taken in-principle decision to free diesel prices
- Price of kerosene not to be market driven
- Govt allies DMK, NCP party to EGoM decisions on fuels
- Upstream cos will have to find resources to compensate OMCs
- Oil secy: Petrol price to be market determined
- Oil ministry, fin ministry to work out subsidy burden share formula
- Decision taken on duty on fuels
- To review fuel prices from time to time
- To suitably intervene if global crude price rises sharply.

	Index Value	Index	P/E	AUTO	CAPITAL GOODS	CONSTRUCTION	FINANCIAL	FMCG	Info Tech	LOGISTICS	Metals	Oil & Gas	Pharma	POWER	Telecom
INDIA	5269.05	0.12	18.50	0.90	(0.55)	2.21	(1.31)	2.79	(1.43)	N.A	0.41	3.02	2.97	0.15	(0.78)
NIKKEI	9737.48	(2.58)	32.75	N.A	N.A	(1.64)	0.67	(1.78)	(1.63)	N.A	(6.42)	(4.38)	0.36	0.25	N.A
KOSPI	1729.84	1.05	12.06	N.A	3.48	4.37	1.73	0.45	N.A	5.32	6.09	1.01	3.45	(2.08)	(1.08)
SHANGHAI	2552.82	1.58	18.97	N.A	0.08	N.A	3.42	1.29	0.97	N.A	(0.86)	(0.25)	(1.04)	1.26	2.93
TAIWAN	7474.71	(0.25)	17.45	0.35	N.A	0.30	2.25	3.92	1.70	3.22	(0.22)	(4.09)	0.38	1.29	N.A
HANGSENG	20690.79	1.99	14.98	N.A	(1.18)	2.23	2.11	0.80	0.54	N.A	N.A	N.A	N.A	1.55	1.81
CAC	3519.73	(4.54)	13.38	N.A	(4.34)	N.A	(6.53)	(1.62)	(2.75)	N.A	(2.54)	(5.56)	(0.95)	(5.56)	(4.64)
FTSE	5046.47	(3.89)	13.72	(6.27)	(4.23)	(4.45)	(3.07)	(4.46)	(5.34)	(1.05)	(2.96)	(7.56)	(3.66)	(1.92)	(3.15)
DAX	6070.60	(2.35)	15.05	(2.17)	(2.84)	(7.53)	(6.07)	3.16	(1.43)	(0.91)	(2.84)	(4.34)	(1.51)	(4.34)	0.64
US	10143.81	(2.94)	14.17	(5.70)	(3.65)	(2.72)	(2.70)	(5.47)	(4.42)	(4.07)	0.33	(5.90)	(1.32)	(4.26)	(2.70)
AUSTRALI	3614.70	(3.02)	25.63	N.A	(2.81)	(3.28)	(4.72)	(1.58)	(4.66)	(3.44)	(4.64)	(4.11)	(3.46)	N.A	2.07
BRAZIL	64823.83	0.60	13.93	N.A	N.A	N.A	N.A	N.A	0.40	N.A	N.A	N.A	N.A	N.A	0.27
MEXICO	32607.13	(0.63)	16.77	N.A	#N/A	#N/A	#N/A	N.A	N.A	N.A	#N/A	N.A	N.A	N.A	#N/A

Global Economic Outlook

- **European stocks** declined for a fourth straight day, extending a weekly drop for the benchmark Stoxx Europe 600 Index, as BP Plc led energy companies lower and automakers retreated.
- **European Union officials** are meeting today in Brussels to discuss whether Spanish savings banks and
- Germany's state-owned regional Landesbanken should be included in the current round of stress tests, according to two people familiar with the discussions.
- **Chinese central banker** Yi Gang said the nation's monetary policies are flexible and could be either tightened or loosened. Policy makers have "room to maneuver," Yi, a deputy governor who's also the head of the nation's currency regulator, said in a speech at a financial forum in Shanghai today.
- **President Barack Obama** enters the Group of 20 summit today with added momentum for his push to increase bank capital standards: congressional action overhauling U.S. financial regulations.
- The U.S. asked a **federal appeals** court in New Orleans to delay enforcement of a judge's June 22 order lifting a six-month moratorium on deep-water drilling imposed after the BP Plc oil spill in the Gulf of Mexico.
- **U.S. District Judge Martin Feldman** ruled the drilling ban, issued after the explosion and sinking of the Deepwater Horizon oil rig in April, was overly broad and he prohibited federal regulators from enforcing it.
- **Treasuries rose**, pushing the yield on the two-year note within four basis points of its all-time low, as the Federal Reserve said the pace of recovery is "likely to be moderate for a time."
- **Regulators closed** banks in Florida, Georgia and New Mexico, awarding a third financial institution to Bond Street Holdings LLC, an investment firm that first bought banks in January.
- **Bond Street's Premier American Bank** purchased Englewood, Florida-based Peninsula Bank, according to a statement on the Federal Deposit Insurance Corp.'s website.
- **The U.S. Congress** is on pace to deliver a sweeping re-write of Wall Street's rules to President Barack Obama by July 4, meeting the deadline lawmakers set for themselves.
- **China** must create more channels for investors and companies to use the yuan if it wants to internationalize the currency and put it on a par with the yen and the euro, central bank officials and economists told a forum in Shanghai yesterday.
- **Japan's bonds** rose for a third week as Asian stocks declined and the government pledged to balance its books within a decade, boosting demand for the nation's debt.
- **Deutsche Bank AG** salesman Jon-Paul Rorech didn't illegally disclose information on a bond sale to a hedge-fund manager, a judge ruled in U.S. regulators' first lawsuit alleging insider trading of credit-default swaps.
- **BNP Paribas SA** hired Robert McAdie to head its global credit research and strategy unit in London, as banks in the U.K.'s City financial district beef up debt teams.
- **Toyota Motor Corp.**, the world's largest automaker, halted sales of a new hybrid Lexus model because too much fuel spilled in government crash tests, posing a fire risk, the company said yesterday.
- **BP Plc** slumped to a 14-year low in London on mounting costs to clean up the Gulf of Mexico oil spill and concerns that the first tropical storm of the Atlantic hurricane season may hamper efforts to halt the leak.

Sectoral Outlook

Auto Stocks Outlook

- Frontline automobile companies may see some temporary correction next week on the government's decision to deregulate auto fuel prices. There might be some temporary correction. But there will not be any major impact as historically we have seen that fuel price hikes do not affect auto sales.
- The government decided to free petrol and diesel prices from its control and instead link it to the market. After the decision, petrol price is expected to rise 3.50 rupees per ltr. Diesel has been hiked by 2 rupees a ltr.
- Kerosene and cooking gas rates have also been hiked 3 rupees per ltr and 35 rupees for every cylinder, respectively.
- The Society of Indian Automobile Manufacturers has welcomed the government's decision and has described it as a prudent approach for a rapidly growing economy.
- The auto industry anticipates that this increase in fuel prices may not have any significant adverse impact on sale of vehicles due to the buoyant market demand for vehicles in the country.
- According to government estimates, the monthly fuel expenditure for every single passenger car and two-wheeler would rise by 190 rupees and 35 rupees, respectively, post the fuel price hike.
- There is much buoyancy in the automobile market. Sales would continue to be good.

Oil Stocks Outlook

- The government's decision to decontrol petrol and diesel prices and the blanket hike in the prices of all fuels is likely to set off a sustained rally in shares of oil marketing companies next week.
- The move is a step in the right direction. We believe, given the intent of the government to share the subsidy burden with the upstream companies, downstream companies could be left out of the subsidy-sharing burden.
- Partially accepting the recommendations of the Parikh Committee, the government has freed petrol price, linking it to market forces immediately.
- The same principle will be applied to diesel soon. Diesel price has been hiked by 2 rupees per ltr for now. Petrol price has been raised by 3.50 rupee per ltr.
- The government also increased prices of kerosene and cooking gas by 3 rupees per ltr and 35 rupees per 14.2 kg cylinder, respectively. All the hikes are effective midnight tonight. Shares of state-owned oil marketing companies surged 14-17% after the announcement.
- The move is also expected to increase private sector participation in fuel retail operations.
- Private players such as Essar Oil and Reliance Industries Ltd were forced to close their retail outlets a couple of years ago as they could not compete with state-owned companies whose losses were subsidised by the government.
- We are well-placed to capture additional sales for fuel and non-fuel items and expect to see significant volume growth in both areas. We already have in place plans to increase significantly the number of retail fuel outlets that we have across India.
- Oil Secretary S. Sundaresan said state-owned oil marketing companies will also find it easier to tap the capital markets as they would be more attractive for investors with the burden of subsidies off the back of these companies.
- I am sure our state-owned oil companies will garner their full strength in the stock markets now. After that, we will look for disinvestment.
- The lack of clarity on subsidy sharing between the government and upstream oil companies may leave their investors in doubt, though the outlook on them too has certainly improved.
- As far as the upstream companies are concerned, the outlook on them is contingent on the subsidy-sharing mechanism to be devised by the government.

FMCG Stocks Outlook

- Outlook for fast moving consumer goods companies' shares is extremely bullish, and they are seen outperforming the broad market next week.
- The National Stock Exchange's Nifty looks positive too, and could test 5,200 levels next week said dealers. "The rollovers to July futures' series have been very good...many long positions have been built into ITC and Hindustan Unilever.
- He estimates FMCG shares to continue their upward momentum and deliver a return of 5-8% next week. Among specific stocks, Hindustan Unilever and ITC look the most bullish.
- On the fundamental side, a good monsoon augurs well for India's rural economy, as it would boost farmers' fortunes, leading to higher spend on discretionary FMCG products, and uptrading in essential every-day use products.
- Moreover, a good monsoon would also ensure good agricultural produce which in turn would help ease commodity prices, which are important raw materials for several FMCG companies.
- Companies seen benefiting from a good monsoon are Hindustan Unilever, ITC (which also has a significant agri-commodities portfolio), Nestle, and Britannia.
- In a recent note on Nestle, Kotak Institutional Equities lowered its recommendation on the stock to "reduce" as the stock has already delivered 20% return in the past six months.
- Another reason for the downgrade was heightened competition in one of Nestle's core brands in India--Maggi. Market leader Hindustan Unilever is pushing Knorr--its soup and noodle soup brand--aggressively, and Maggi faces the risk of product substitution.

Capital Goods Stocks Outlook

- Shares of capital goods and engineering companies are likely to be range bound amid moderately positive underlying sentiment.
- Shares of the sector may be subdued next week as there are no sector-specific triggers and broad market may be weak, but institutional value buying will ensure positive bias. L&T and BHEL shares will inch up but at a slower pace.
- The benchmark indices are seen weak next week on concerns over likely tightening of monetary policy as fuel price increases announced by the government may flare up inflation.

- Global developments, particularly at the G-20 summit over the weekend, may weigh further on shares.
- Investors would closely eye order flows as the first quarter of 2010-11 (Apr-Mar) nears the end.
- Analysts said capital goods and engineering companies across the board have witnessed some recovery in order inflows. They suggest monitoring operating margin on new orders in view of the heightened pricing pressure.
- We believe incremental order inflows for Voltas, a concern earlier, will start picking up which will increase the revenue visibility for the company. We expect the stock to deliver 10% returns over three-month timeframe
- ABB may remain weak owing to profit booking after the company hit a 52-week high of 887.90 rupees a share Thursday.
- Larsen & Toubro may be in the spotlight after NTPC decided to scrap the tender for procuring 11 supercritical boilers of 660 MW each under a bulk tender, as Larsen & Toubro's joint venture, one of the two bidders, failed to meet technical qualifications.

Telecom Stocks Outlook:

- Telecom shares are seen rangebound with a positive bias next week, but the upside would be limited as the stocks have gained in recent times.
- Outlook for the sector in the medium-term remains cautious-to-negative due to balance sheet pressures in the wake of funding required for roll out of 3G and broadband businesses.
- Among large caps, Reliance Communications will remain in focus in view of the company's attempts to place up to 26% stake with one or more investors.
- Industry sources also said RComm is in "active" talks to merge Reliance Infratel with independent tower operator GTL Infrastructure, while retaining only a small stake, maybe 20-25%. It currently holds 95% in the tower company.
- Both companies declined to comment on the news. However, sources said the deal is currently being thrashed out and may be announced in a week or two.
- This week, the stock rallied on reports French media and telecom major Vivendi is leading the race to buy 26% in the company. Vivendi later denied the reports. Etisalat is also reported to be eyeing the 26% stake.
- Derivative parameters suggest that this week there was unwinding of short positions in telecom shares and fresh long positions were built ahead of expiry, indicating positive bias.
- Rollovers to July series have been healthy and in line with expectations," said Nandesh Patel, derivative analyst at Sharekhan Ltd.
- Among specific telecom stocks, Reliance Communications is seen in a strong up-move. Among stocks that look weak, Bharti Airtel is seen trading in a narrow range with no clear trend.

Pharma Stocks Outlook:

- Pharmaceutical counters may hold fort next week in a turbulent market as concerns over inflation and global equities may weigh on the broader market.
- The broad market has become a tricky proposition. Everybody is expecting a correction, but the overseas funds have been buying. How long that will continue is uncertain.
- Wary investors may prefer to hold on to safe bets such as pharma, which is relatively insulated from both inflation and the expected rate hikes. According to the latest ORG-IMS data, the domestic pharmaceutical market is growing 16-17%, way higher than most other global markets. Exports by Indian drug manufacturers have been growing at a reasonably good pace.
- To top that, multinational pharma majors are actively looking at buying out Indian drug-makers who have a lucrative kitty of generic drugs that pose competition to the innovators.
- Valuations have been driven high following the Abbott-Piramal deal, but there is unlikely to be a sharp correction anytime soon. Even now the market is abuzz with talks on deals involving Dr Reddy's and Cipla.
- Besides this, market participants still see some room for gains in mid-cap stocks such as Jubilant Organosys and Lupin. Small caps may, however, remain out of favour for now.

Steel Stocks Outlook

- Steel shares may decline next week on weak market sentiments arising from the increase in fuel prices today. A group of ministers approved increase in petrol prices by about 3.50 rupees per ltr, while diesel prices will be raised by 2 rupees.
- Besides, the panel approved deregulation of petrol prices immediately and of diesel prices in due course of time.
- It is a bad news for passenger vehicle owners, particularly those who drive petrol vehicles. In the long term, it has a potential to hurt sales of cars and therefore, steel demand. Steel makers are opting to wait and watch.
- It is too early to assess the impact on demand. It may have some impact in the longer term, but then we expect alternate fuels to get bigger in future. So, it's not exactly easy to see the horizon.
- While either of the arguments may hold true, the fuel price increase will certainly dampen sentiments of investors, as diesel price hike may flare up inflation.
- While those investing in state oil marketing companies may celebrate, most others will be concerned that the fight against inflation will now have to be even more resolute.
- That brings the Reserve Bank of India into the picture. The central bank has long been expected to tighten credit to check inflation, a move that can impact sales of automobiles, appliances and homes, all of which are key users of steel.
- Analysts expect Jindal Steel & Power Ltd to lead the decline in steel stocks, as investors become wary about the future of the company's proposed power plant in Chhattisgarh.
- The environment ministry has revoked the clearance for the plant, citing discrepancies in the approved project and the plan being executed. The company has not made any comments on the matter.

Commodity Outlook

LME Prices

Particular	25 th June 10	Chg % 5D	Chg % 1M
LME ALUMINIUM 3MO (\$)	1997.00	2.73	(0.99)
LME COPPER 3MO (\$)	6770.00	5.21	0.59
LME ZINC 3MO (\$)	1873.00	8.27	0.97
LME LEAD 3MO (\$)	1815.00	4.01	4.01
LME NICKEL 3MO (\$)	19750.00	0.82	(6.82)

LME Inventory

Particular	25 th June 10	Chg % 5D	Chg % 1M
LME ALUMINUM	4446400.00	(0.62)	(2.78)
LME COPPER	454250.00	(0.69)	(5.23)
LME ZINC	616550.00	(0.24)	(0.13)
LME LEAD	188800.00	(0.53)	(0.70)
LME NICKEL	126312	(2.69)	(8.76)

NAME	25 th June 10	Chg % 5D	Chg % 1M
Gold Spot \$/OZ	1255.60	(0.10)	4.26
Gold Index	18782.00	0.17	1.98
Silver Spot \$/OZ	19.09	(0.47)	6.35
MCX Silver	29500.00	0.15	2.56
NYMEX Crude	78.86	2.18	14.71
Crude Oil Index	3670.00	2.23	9.72
Baltic dry index	2501.00	(7.16)	(40.27)
Baltic clean tanker ix	749.00	9.34	6.85
Baltic dirty tanker ix	917.00	(0.86)	(13.00)

Crude

Crude oil rose the most in two weeks on concern the first tropical storm of the hurricane season may form and disrupt production in the Gulf of Mexico. The gain accelerated as the dollar weakened against the euro. Oil climbed 3.1 percent after the National Hurricane Center said that a low pressure area located in the Caribbean off Honduras and Grand Cayman has an 80 percent chance of developing into a tropical cyclone this weekend and may head into the Gulf.

Precious Metals

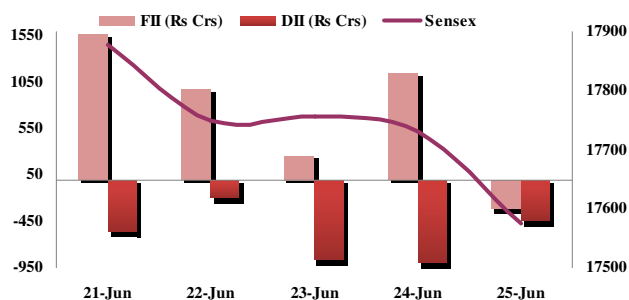
Gold rose for a second day in New York on speculation that a weakening dollar will boost the appeal of precious metals and raw materials as alternative assets. The dollar fell for a third day against a basket of six major currencies, heading for a weekly loss, as traders trimmed bets that the U.S. will boost interest rates this year. The Reuters/Jefferies CRB Index of 19 commodities rose as much as 1.6 percent, led by gasoline, crude oil and copper. Gold reached an all-time high of \$1,266.50 an ounce on June 21, partly on demand for a haven from Europe's sovereign-debt crisis.

Base Metals

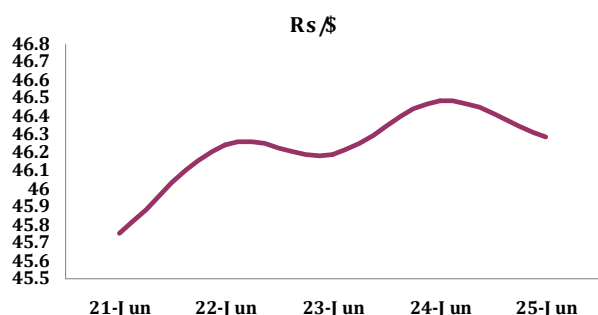
Copper rose, capping its biggest weekly gain in four months, as the dollar's decline boosted demand for commodities. The greenback erased earlier gains against a basket of six major currencies, pushing the Reuters/Jefferies CRB Index of 19 raw materials up as much as 1.6 percent. Copper will see "modest increases" in the second half of 2010 on limited supplies and the weakening dollar, according to Barclays Capital.

Agri

Sugar futures jumped to a nine-week high in New York on speculation that demand will remain buoyant. Cocoa declined for the first time in a week, while coffee gained. Food companies and refiners are trying to rebuild sugar stockpiles after drawing them down when credit was scarcer and prices were higher earlier this year, according to a report by Newedge Group. Prices rose to a 29-year high of 30.4 cents a pound on Feb. 1.



Name	25 th June 10	21 st June 10	% Chg
Indian rupee spot	46.29	46.69	(0.85)
Japanese yen spot	89.23	88.61	0.70
Euro spot	1.24	1.47	(15.81)
British pound spot	1.51	1.60	(5.67)
Eur-Gbp x-rate	0.82	0.92	(10.72)
Aud-Jpy x-rate	78.02	78.96	(1.19)



Currency Outlook

- **Asian Currencies** Decline as Yuan Forwards Signal Slower Gains the Philippine peso and South Korean won led declines in Asian currencies today as yuan forwards weakened, signaling traders are reducing bets for currency
- **U.S.** economic woes can't be solved by a revaluation of the yuan and American leaders will "help no one" by politicizing the issue, Chinese Foreign Ministry Spokesman Qin Gang said.
- **Euro's** declines in recent months may boost exports from the currency area by 5 percent, though the longer-term impact on economic growth is "less certain," the European Union said
- **Pound** rose against the dollar and euro as a report showed policy makers were split on whether to raise interest rates this month.
- **Yuan** headed for its biggest weekly gain since December 2008 as China set the currency's daily reference rate at a record high, allowing appreciation before the Group of 20 meeting tomorrow.
- **Yen** rose for a third week against the dollar, its longest stretch of gains since January, as U.S. economic data signaling the recovery is sputtering boosted demand for currencies less likely to return a loss.
- **South Korea's** won weakened for a fourth day, the longest losing streak in three months, as mounting concern about Europe's debt crisis deterred investment in emerging-market assets. Bonds rose.
- **Australia's dollar** fell, heading for a weekly decline, as signs the global economic recovery is sapped demand for higher-yielding assets.
- **Treasuries rose**, heading for a second weekly advance, as Asian stocks declined amid concern the global recovery is slowing, boosting demand for the safety of government debt.
- **Peso** fell a third day on concern the Philippines' widening budget deficit will reduce the appeal for the nation's assets.
- **Brazil's** real fell for a second straight day as Petroleo Brasileiro SA, Latin America's biggest company by market value, delayed the sale of as much as \$25 billion of stock until September.
- **Canada's dollar** slid the most in almost three weeks versus its U.S. counterpart after a report showed retail sales fell five times faster in April than economists predicted.
- **Norway's krone** fell to its weakest level against the euro in two weeks after the central bank maintained the benchmark deposit rate and said it would increase it at a slower pace than suggested in a March estimate.

NAME	FV	last trade	% Chg WoW	Avg vol 5d	P/E	P/B	EV/EBIDTA	ROE (%)	ROA (%)	52 Week High	52 Week Low
Automobiles											
Ashok Leyland Ltd	1	62.5	2.421	4760775	19.65	2.39	17.66	6.76	2.84	70.6	28.5
Hero Honda	2	2056.1	3.763	425253.8	18.40	10.80	N/A	37.77	22.97	2064.9	1261.394
Maruti Suzuki	5	1396.8	0.522	665709.4	15.37	4.22	9.45	13.49	9.18	1737.3	991.5
M&M	5	613.35	-0.418	1753076	13.61	3.41	8.83	28.77	7.40	645	322.05
Tata motors ltd	10	768.9	-2.119	3534935	8.45	6.65	22.52	(34.23)	(4.62)	882.7	254.1
Banking											
Bank of India	10	344.35	6.869	770090.6	10.12	1.25	N/A	12.72	0.71	474	296.1
ICICI bank ltd	10	856.55	0.209	3677125	20.43	1.86	N/A	9.52	0.96	1009.7	606.15
Kotak Mahindra	10	750.7	-2.161	4269803	19.92	3.28	N/A	17.93	2.74	879.8	529.3
State bank of India	10	2300.8	0.285	1119284	12.45	1.76	N/A	15.09	0.85	2630.1	1510.6
Yes bank ltd	10	272.25	-4.099	6295731	17.40	2.99	N/A	20.27	1.61	299.4	121
Oil & Gas											
Aban Offshore	2	753.7	1.875	1580625	10.54	1.50	9.25	17.28	1.67	1682	631
BPCL	10	620.7	2.867	869557.6	13.75	1.69	15.10	4.83	1.25	657.6	410.65
HPCL	10	402.2	2.21	1159562	9.23	1.22	8.14	6.91	1.64	425.9	292
ONGC	10	1263.4	0.278	898259.6	13.93	2.66	5.55	20.04	12.05	1291	934.25
RIL	10	1062.95	-1.806	4271953	12.92	2.24	12.57	18.69	9.69	1149.9	858.55
Capital Goods & Engineering											
ABB ltd.	2	873.35	2.01	221362.6	52.19	7.64	33.92	15.61	6.45	887.9	642
BHEL	10	2451.9	3.011	646227.6	27.74	7.55	17.55	30.03	9.58	2585	1922.7
Larsen & Toubro	2	1759.1	0.824	1888915	19.44	7.37	18.47	30.54	7.83	1843	1305.4
Punj Lloyd ltd	2	128.85	3.052	3905859	N/A	1.57	N/A	(8.62)	(2.38)	298.8	112.85
Suzlon energy Ltd	2	57.8	0.348	13614460	N/A	1.36	21.52	(12.90)	(2.93)	124.5	52.1
Pharmaceuticals											
Biocon Ltd.	5	321.05	4.024	868006.8	21.29	4.25	N/A	6.22	4.03	329	194
Cipla ltd	2	347.1	1.987	939599	25.35	4.72	20.51	21.11	15.28	363.5	240
Sun pharmaceutical	5	1790.65	6.537	162551	27.46	5.26	25.51	30.20	25.35	1853	1050
Dr. Reddy's lab	5	1483.8	3.059	435165.8	71.23	6.63	17.48	9.63	4.79	1517	728.05
Ranbaxy laboratories	5	451.3	2.688	1016573	63.99	4.37	23.16	6.86	2.33	538.45	236
Power											
NTPC Ltd.	10	196	-2.578	2244017	18.28	2.58	12.66	14.73	7.59	241.35	188.5
Power grid	10	101.35	-1.361	795085.4	20.90	2.68	12.57	13.35	3.46	121.45	95.05
Reliance power ltd	10	167.95	-5	7182295	58.93	2.92	N/A	1.79	1.62	181.7	133
Siemens india ltd	2	728.9	1.245	372081.6	34.88	8.84	22.25	27.86	8.75	765.9	376
Tata power co ltd	10	1309.9	4.587	405685.2	15.80	3.37	11.75	14.98	4.47	1517.7	999.6
FMCG											
Dabur India Ltd.	1	200.9	6.647	859340.6	34.52	21.23	26.69	54.37	23.18	205.9	107.9
Hindustan unilever	1	266.25	7.075	3561419	26.92	21.76	20.10	92.69	26.37	306.7	218
ITC ltd	1	301.45	4.032	4590940	27.37	7.96	17.18	29.26	18.97	307.9	183.2684
Colgate ndiaive (ndia)	1	848	2.958	75847.6	26.57	34.92	22.71	159.16	51.58	863	548.6
Tata tea ltd	10	1178.65	2.787	273123.2	18.68	2.01	16.88	19.89	8.14	1204.7	695.15
Realty											
DLF Ltd.	2	286.15	2.191	5313392	28.08	2.13	18.75	21.54	10.10	519.9	254.5
HCC	1	116	1.513	1922065	696.29	2.67	15.43	0.44	0.06	162.2	88.6
IVRCL infras	2	183.6	0.605	1253662	65.57	1.96	15.95	9.04	3.16	212.5	143
Reliance infrae	10	1167.2	-3.029	2098682	17.31	1.56	22.02	8.14	4.44	1404.5	950.1
Unitech ltd	2	73.45	5.912	32766010	24.73	2.31	16.18	27.28	4.82	116.65	61.4
Metal											
Hindalco Ind. Ltd.	1	148.5	2.896	13618760	7.24	1.32	5.33	20.99	5.87	193	68.15
Jindal steel & power	1	641.6	-1.24	2030473	16.43	8.44	11.50	55.86	18.68	753.9	380.0167
Sesa goa ltd	1	367.4	5.458	10867200	11.33	3.86	8.17	41.62	31.60	495	175.05
SAIL	10	195.25	0.429	4224984	11.88	2.85	7.09	24.24	12.76	267	139.05
Tata steel ltd	10	490.05	3.628	8128359	N/A	1.90	11.27	(8.91)	(1.74)	739	330.1
Information Technology											
Infosys Tech Ltd.	5	2777.7	2.092	938721.6	25.29	6.92	18.61	30.34	25.11	2870	1665
Roitla India ltd	10	168.5	2.514	708574.6	9.23	1.88	N/A	22.38	11.82	210.4	103
Financial techn	2	1353.8	2.759	150617.8	44.39	3.65	N/A	15.34	10.11	1723	1011.2
Tata consultancy	1	758.5	-0.239	1233846	21.26	8.08	16.80	41.12	27.92	835.069	363.5349
Wipro ltd	2	389.3	-2.697	1308295	20.58	6.97	15.49	30.80	15.74	453.5099	219.3

For suggestions, clarifications & your valuable feedback write back to us at

research@lohiasecurities.com

To access Lohia Research on Bloomberg type **LSEC<GO>**

We are also available at **Thomson Reuters** and **Reuters Contributor**.

Our Research Analysts-

Name	Email -ID
Nandita Jaiswal	nandita.jaiswal@lohiasecurities.com
Basanti Gourisaria	basanti.gourisaria@lohiasecurities.com

For Suggestions, clarifications & your valuable feedback write back to us at

Lohia Securities Ltd, 4 Brabourne Road, 5th Floor Kolkata-700001

Board :(91-33) 40026600, E-mail: research@lohiasecurities.com

For Institutional Sales

Lohia Securities Ltd, 1602-B, Lady rattan Tower, 72 Dainik Shivner Marg Gandhinagar, worli, Mumbai- 400018

Board: (91-22) 2492 4449, E-mail: inst_dealing@lohiasecurities.com

Uday Dubey	Institutional Equities	uday.dubey@lohiasecurities.com	+91 33 40026 684
-------------------	-------------------------------	--	-------------------------

DISCLAIMER: The information and opinions contained herein have been compiled or arrived at, based upon information obtained from reliable sources. Such information has not been independently verified and no guarantee, representation of warranty, express or implied, is made as to its accuracy, completeness or correctness. All such information and opinions are subject to change without notice. LSL, its directors, analysts or employees do not take any responsibility, financial or otherwise, of the losses or the damages sustained due to the investments made or any action taken on basis of this report. LSL and its directors, associates, employees may or may not have any positions in any of the stocks dealt in the report. This report is only for PRIVATE CIRCULATION.